



CAAT (ENG-01)

CAAT-AIR-IG01 Issue: 1

Revision: 1

Date: 15/ SEP/ 2017

Approved By



Chula Sukmanop
Director General

The Civil Aviation Authority of Thailand

ISSUE APPROVAL

This Aircraft Maintenance Schedules and Programmes; Information and Guidance contains the guideline for existing and new maintenance schedules and programmes. This also gives guidance for the compilation of a maintenance schedule that will satisfy the Civil Aviation Authority of Thailand (CAAT) for approval. This is published to assist air operators in the maintenance section and the Civil Aviation Authority of Thailand (CAAT) personnel. The CAAT personnel delegated with the responsibility of certifying Air Operators shall comply with all provisions in this Information and Guidance during the certification process.

In addition, this Advisory Circular information in respect of certification which is eligible to conduct by Air Operators to reach the CAAT requirement.

Amendments to this Information and Guidance book will be notified through <http://www.caat.or.th/>



(Chula Sukmanop)
Director General

The Civil Aviation Authority of Thailand



AIRCRAFT MAINTENANCE SCHEDULES AND
PROGRAMMES

Date 15 September 2017

Record of Revision

Revision No.	Revision Date	Edited By
Original	1 September 2016	Chatchai P.
1	15 September 2017	Chatchai P





AIRCRAFT MAINTENANCE SCHEDULES AND PROGRAMMES

Date 15 September 2017

List of Effective Page

Item	Page	Revision No.	Revision Date
1. INTRODUCTION	1	1	15 September 2017
2. MAINTENANCE SCHEDULES AND MAINTENANCE PROGRAMMES	1	1	15 September 2017
3. NEW MAINTENANCE SCHEDULES – INITIAL TASK COMPILATION	5	1	15 September 2017
4. OTHER CRUCIAL ELEMENTS	11	1	15 September 2017
5. APPLICANILITY	13	1	15 September 2017
6. OTHER CONSIDERATIONS	14	1	15 September 2017
APPENDIX A	17	1	15 September 2017
APPENDIX B	22	1	15 September 2017
APPENDIX C	26	1	15 September 2017
APPENDIX D	27	1	15 September 2017
APPENDIX E	31	1	15 September 2017
APPENDIX F	33	1	15 September 2017
APPENDIX G	34	1	15 September 2017



Table of Content


	Page
Record of Revision	ROR-1
List of Effective Page	LEP-1
Table of content	TOC-1
Introduction	1
Maintenance Schedules and Maintenance Programmes	1
a. Maintenance Schedules	1
b. Maintenance Programmes	2
c. Compilation of Maintenance Schedules	2
d. Application for Approval of Maintenance Schedules	4
e. Amendment of Maintenance Schedules	4
New Maintenance Schedules – Initial Task Compilation	5
a. Maintenance Review Board (MRB)	5
b. Maintenance Steering Group (MSG) Analysis	5
c. Maintenance Planning Document (MPD)	6
d. Other Tasks	6
e. Task Frequency	9
f. Engine Tasks	10
Other Crucial Elements	11
a. Reliability Programmes	11
b. Annual Review	11
c. Utilisation	11
d. Task Escalation	12
Applicability	13
a. Registration	13
b. Mixed Age and Modification of Fleets	13
c. Adding Aircraft to Maintenance Schedules	13
d. Bridging Checks	14
Other Considerations	14
a. Task Cards and Work Packaging	14
b. Repairs	15
c. Regulatory Requirements	15
d. Special Operation (AWO, RVSM etc.)	15
e. Task Variations	15



AIRCRAFT MAINTENANCE SCHEDULES AND
PROGRAMMES

Date 15 September 2017

	Page
Appendix A	17
Appendix B	22
Appendix C	26
Appendix D	27
Appendix E	31
Appendix F	33
Appendix G	34

	AIRCRAFT MAINTENANCE SCHEDULES AND PROGRAMMES	Date 15 September 2017
-----------------------------------------------------------------------------------	------------------------------------------------------	------------------------

CAAT (ENG-01)

15 September 2017

Advisory Circular

Aircraft Maintenance Schedules and Programmes

1. Introduction

In the early days of aviation, owners and engineers concerning with in-flight failures and component reliability developed Maintenance Schedules to help prevent costly occurrences. As aviation grew and scheduled air transport arrived, safety, reliability and economics became important in order to attract passengers. It became apparent that to achieve a controlled balance between safety and economics, Regulatory Authorities needed to ensure minimum standards were maintained and a level playing field existed for fair competition between operators.

What to maintain, when to maintain and how to maintain, are the keys to the content of the Maintenance Schedules and a system was developed for Operators, Manufacturers and Regulators to share experience and knowledge on these very issues for new aircraft being developed. Some Commercial Air Transport operators may choose to maintain their aircraft in accordance with a Maintenance Program. This is a 'real time system' which consists of a Maintenance Schedule and a whole group of review and management procedures to ensure that it remains realistic and effective.

The term “Maintenance Schedule” means the Maintenance Schedule together with any associated programme, such as the reliability programme, necessary to support the Maintenance Schedule. This document contains details of processes and procedures which support maintenance activities.

This document is intended to give guidance for the compilation of a Maintenance Schedule that will satisfy the CAAT for approval. Further help and guidance can be provided by the manufacturer of the product in question.

2. Maintenance Schedules and Maintenance Programmes

a. Maintenance Schedules

A Maintenance Schedule contains details of what is to be maintained on an aircraft and how often. The details are those published by the Original

Equipment Manufacturer (OEM) who may also be the Type Certificate Holder (TCH) of that product. As the aircraft consists of an airframe, engine, propeller and other equipment, there will be several sources of basic information. Not only will there be details of “what and when” but also 'How' the parts are to be maintained; there are also details on the types of task that are to be performed.

For piston engine aeroplane or helicopter below 2730 kg MTWA the CAAT permit the use of Manufacturer's recommended schedule, as found in the aircraft maintenance manual and the Manufacturer's recommendations data.

Owners and operators should be aware that properly maintained records not only assist in maintaining the safety of an aircraft but also help retain the resale value of an aircraft.

b. Maintenance Programmes

In its simplest form, a Maintenance Programme is Maintenance Schedule together with a host of procedures that are designed to continually review its applicability and effectiveness for the aircraft.

c. Compilation of Maintenance Schedules

As previously stated, the first place for information is the OEM/ TCH documentation that is relevant to the aircraft being operated. As data will be obtained from several manuals, there will be a collection of tasks to be accomplished at varying intervals. These intervals can be based either on flying hours, flight cycles or calendar time and sometimes there are combinations of these. It is quite often inconvenient to take each task as it comes and accomplishes it; it is usually expedient to parcel the tasks into packages of work that can be carried out when it is convenient to do so, but at a frequency not exceeding the approved intervals. The general rule that can be applied for compiling work packages is that tasks can quite often be done earlier than when recommended. They can only be done later with agreement of CAAT and only in exceptional circumstances. So for tasks that have more than one frequency in terms of flying hours, flight cycles and calendar time, then the event that occurs first is normally the governing one.

For large transport aircraft, the tasks can be found in Maintenance Planning Document provided by the TCH, these are described further in Paragraph 3 of this document. Smaller aircraft usually have the TCH recommended maintenance in the Maintenance Manual Chapter 5.

The frequency of maintenance tasks is affected by the way the aircraft is to be operated. When the TCH recommendations are first compiled they will have in mind a 'typical' flight profile for the aircraft type; any deviation from this may need an adjustment on the basic recommendations. For example, an aircraft may have a 'typical' flight profile of six hours for every cycle while another may be of six cycles every hour. It can be seen that in these cases a schedule based solely on flying hours may mean the first aircraft is maintained too often and the other not enough, so, with the help of the TCH, usually a schedule can be developed for any particular type of operation.


The area of operation is another important consideration, for example operating over salt water may require special tasks, such as engine compressor washes and other maintenance, to be done on a more frequent basis. Similarly, operation in sandy areas or off rough strips may affect the tasks required.

The age of an aircraft may affect the number and frequency of tasks, particularly if it has ageing structural inspections and significant repairs.

Significant parts of the aircraft such as make and type of engines, propellers and/or APU should be detailed as quite often operators have a choice of equipment and adding the same type with a different engine to a common schedule will mean careful identification of tasks applicable to each aircraft. Finally, the modification state of equipment onboard has to be considered as it may be unique to the aircraft on any particular Maintenance Schedule.

To assist operators in preparing the Maintenance Schedule and showing compliance, CAAT has produced following documents.

- i. Maintenance Schedule Compliance Checklist (See Appendix A) to be submitted with the draft Maintenance Schedule

	AIRCRAFT MAINTENANCE SCHEDULES AND PROGRAMMES	Date 15 September 2017
-----------------------------------------------------------------------------------	------------------------------------------------------	-------------------------------

- ii. Standard Clauses for Insertion in Maintenance Schedule Introductory Pages (See Appendix B) to be used as template when preparing the Maintenance Schedule
- iii. Operator's Certification Statement (See Appendix C) to be submitted with the draft Maintenance Schedule.
- iv. Maintenance Requirements (See Appendix D) that should be adopted in the absence of manufacturer's recommendations

d. Application for Approval of Maintenance Schedules

An operator shall write to CAAT to apply for the approval of the Maintenance Schedule. The application letter should be accompanied by the draft Maintenance Schedule, the Maintenance Schedule Compliance Checklist and the Operator's Certification Statement. The letter shall specify the revision status of the MRBR, MPD, CMR, airworthiness/ time limitation and other relevant manufacturer's documents based upon which the Maintenance Schedule is drafted.


When satisfied with the Maintenance Schedule, CAAT will issue an approval letter with the following documents.

- i. Permitted Variations to Maintenance Periods (See Appendix E)
- ii. CAAT Form ENG A1 – Maintenance Schedule Approval (See Appendix F)

e. Amendment of Maintenance Schedules

Once established, an owner or operator may wish to amend the Maintenance Schedule due to addition or deletion of task, or change of task interval. This can be done with the aid of an amendment to the Maintenance Schedule, which is submitted to CAAT for agreement and subsequent approval. To request for approval of the Maintenance Schedule amendment, an operator shall write to CAAT. The letter shall be accompanied by the Maintenance Schedule Amendment Request Form (See Appendix G).

Doing tasks less frequently requires suitable justification in order that it may be approved. Proof that safety will not be compromised must be provided. Maintenance Programmes supported by a reliability programme will have an advantage here as they will readily be able to show how often a task has been performed without deterioration of the item/system. CAAT (ENG-

	AIRCRAFT MAINTENANCE SCHEDULES AND PROGRAMMES	Date 15 September 2017
-----------------------------------------------------------------------------------	------------------------------------------------------	------------------------

02) (Condition Monitored Maintenance: an Explanatory Handbook) provides general information on the concepts and practices of aircraft maintenance control by the use of Condition Monitored Maintenance Programmes. More information can be found in Paragraph 4 of this document.

3. New Maintenance Schedules - Initial Task Compilation

a. Maintenance Review Board (MRB)

A MRB is formed during the Type Certification process of an aircraft the MTWA of which is greater than 5700 kg. It consists of members of interested National Authorities chaired by the Authority of the State of Design/ Manufacture.


Reporting to the MRB is an Industry Steering Committee (ISC) which is a group containing representatives from various Working Groups (WG) who are looking at various aspects of the aircraft's design from a maintenance perspective. The ISC and the WG contain members from Authorities, the OEMs and the Operators. Each WG consists of specialists in that particular discipline (e.g. structures, powerplant, avionics etc.) from interested Authorities, the Design organization and Operators, usually those who are already customers and have a vested interest in the meeting outcome. For a particularly advanced design, if the MRB believes that the customers do not have sufficient knowledge to contribute, then they may invite specialists to participate.

Before commencing work, the MRB will put together a 'Policy and Procedures Handbook', which will describe how the whole review process will work. The final outcome from the ISC will be Maintenance Review Board Report Proposal that is approved by the chairman of the MRB.

If an aircraft type which has been subject to the MRB process is modified by an STC, the relevant systems, powerplant and structure must be reviewed to determine the maintenance requirements, i.e. instructions for continuing airworthiness, as a result of the modification.

b. Maintenance Steering Group (MSG) Analysis

This is basically a process driven by a set of logic diagrams that are followed by the MRB and WGs in order to determine the types and frequency of

	<p style="text-align: center;">AIRCRAFT MAINTENANCE SCHEDULES AND PROGRAMMES</p>	<p style="text-align: right;">Date 15 September 2017</p>
-----------------------------------------------------------------------------------	-----------------------------------------------------------------------------------------	----------------------------------------------------------

tasks, depending on component and system failure modes and visibility of those failures to the operating crew.

For more information on MSG analysis, please contact the Air Transport Association of America on www.airlines.org/home/default.aspx as the owner of this analysis logic.

c. Maintenance Planning Document (MPD)

All the maintenance tasks identified during the MSG 3 analysis are published in the MRB Report. These tasks, along with other tasks such as Airworthiness Limitations Items (ALIs) considered applicable by the OEM/TCH are all published in the MPD and hence this is the source document that the operator of a new aircraft type has to follow when compiling the Maintenance Schedule.

d. Other Tasks

i. Certification Maintenance Requirements (CMR)

CMRs arise from the aircraft type certification process. FAR/CS 25.1309, for example, requires a System Safety Assessment (SSA) to ensure that failures are categorized on their consequential severity and within defined bounds of probability.


A CMR is a required periodic task, established during the design certification of the aircraft as an operating limitation of the type certificate. CMRs usually result from a formal, numerical analysis conducted to show compliance with catastrophic and hazardous failure conditions. A CMR is intended to detect safety significant latent failures that would, in combination with one or more other specific failures or events, result in hazardous or catastrophic failure condition.

Major aircraft manufacturers predominantly refer to two types of CMR task:

1. One Star CMR (CMR*)

Such tasks and intervals are mandatory and shall not be changed or deleted without the approval of the State of Type Certification Authority.

2. Two Star CMR (CMR**)

	<p style="text-align: center;">AIRCRAFT MAINTENANCE SCHEDULES AND PROGRAMMES</p>	<p style="text-align: right;">Date 15 September 2017</p>
-----------------------------------------------------------------------------------	----------------------------------------------------------------------------------	----------------------------------------------------------

Changes to task intervals must be supported by an approved procedure and monitoring programme. Tasks may not be changed or deleted without the agreement of the State of Registry Authority.

NOTE: It is important to read carefully the introduction to the TC Holder's data that is being used for the production of a Maintenance Schedule. Some manufacturers will use a different terminology, for example some TCHs have the opposite definition for one/two-star tasks to other TCHs.

CMRs should be clearly identified as such in a Maintenance Schedule submitted to CAAT for approval. Any subsequent applications for approval to vary these tasks must be supported by the TCH. Care should be taken in understanding the Manufacturer's certification philosophy as some do allow short-term variations of these tasks.

ii. Airworthiness Limitation Items (ALIs)


ALIs are structural items that the Certification process has defined as critical from a fatigue point of view during the Damage Tolerance assessment. The inspection frequency of such items is Mandatory and they should be treated in the same way as a CMR* task.

iii. Critical Design Configuration Control Limitations (CDCCLs)

CDCCLs are design features that have been identified as being critical to the integrity of the Fuel System and must be maintained in order to ensure that unsafe conditions do not develop throughout the service life of the aircraft and must be retained during modification, repair or maintenance.

iv. Zonal Inspections

The inspection level for the Zonal tasks in each Maintenance Schedule must be clearly defined, since interpretation of the MSG rule may differ between aircraft types and their respective Zonal Programmes. The MRB report should provide clearly defined criteria and in most cases, this is repeated in the MPD.

	AIRCRAFT MAINTENANCE SCHEDULES AND PROGRAMMES	Date 15 September 2017
-----------------------------------------------------------------------------------	-----------------------------------------------	------------------------

The principle of Zonal inspections is to group tasks within an area together, in order to minimize the number of times an area is disturbed. Systems, installations and structure within a zone will all be inspected for security and general condition.

v. Lubrication

During the Working Group phase of the MRB process, the MSG-3 analysis has lubrication as the first consideration when looking at reducing a risk of failure of a component or system. It is a relatively quick and cost-effective method of preventative maintenance.

Lubrication requirements may either be in the ATA chapters of the schedule with the daily and weekly check or in a specific lubrication section defining the intervals determined by the MRB.

Rescheduling of the lubrication frequency may be necessary if a check cycle is changed or the operating pattern is changed, so that degradation does not result.

Deterioration may take some time to be evident so the effectiveness of a lubrication programme must be monitored.

vi. Inspection Level

There are no defined standards of inspection level; different manufacturers will have applied their own standards and these need to be understood and published in the Maintenance Schedule. Examples of types of Inspection are:

General Visual Inspection - A visual examination of an interior or exterior area, installation or assembly to detect obvious damage, failure or irregularity. This level of inspection is made from within touching distance unless otherwise specified. A mirror may be necessary to enhance visual access to all exposed surfaces in the inspection area. This level of inspection is made under normally available lighting conditions such as daylight, hangar lighting, flashlight or drop-light and may require removal or opening of access panels or doors. Stands, ladders or platforms may be required to gain proximity to the area being checked.

Detailed Inspection - An intensive examination of a specific item, installation or assembly to detect damage, failure or irregularity. Available lighting is normally supplemented with a direct source of good lighting at an intensity deemed appropriate. Inspection aids such as mirrors, magnifying lenses, etc. may be necessary. Surface cleaning and elaborate access procedures may be required.

Special Detailed Inspection - An intensive examination of a specific item, installation, or assembly to detect damage, failure or irregularity. The examination is likely to make extensive use of specialized inspection techniques and/ or equipment. Intricate cleaning and substantial access or disassembly procedure may be required.

Functional Check - A quantitative check to determine if one or more functions of an item perform within specified limits.


vii. Other Items

There are significant parts of aircraft that also have mandatory lives that are not determined from the Certification process but arise due to their significance and use. Such items may include the rotating assembly within an engine, transmission parts of helicopters and landing gear parts.

e. Task Frequency

Maintenance task will have a time interval allocated based on the most appropriate parameter to maintain the condition of the item to which the task refers. The three types of frequency are: Flying hours, Flight cycles and Calendar time; sometimes there will be two limits with the operator normally having to comply with whichever limit comes first in their particular operation.

In cases of structural inspections, the threshold and repetitive inspection frequency can vary depending on the type of operation being used. Structural inspections are always based on flight cycle limits as their reliability is directly related to cyclic fatigue. When reviewing the effectiveness of a Maintenance Schedule, or carrying out an annual review, it is the frequency of all the tasks that is being considered. Reliability

	AIRCRAFT MAINTENANCE SCHEDULES AND PROGRAMMES	Date 15 September 2017
-----------------------------------------------------------------------------------	------------------------------------------------------	-------------------------------

monitoring is the continual monitoring of task frequency. It is permissible to amend these frequencies recommended by the manufacturer by making application to CAAT. As the operation of an aircraft is usually unique to an operator, a conscientious owner/operator will develop their schedule to maximize reliability and minimize costs.

f. Engine Tasks

Turbine powered engines, by implication, are more complex than piston ones and the way their lives and reliability are managed is significantly different, so they will be treated separately below.

i. Turbine Engines


Turbine engine reliability is based on a Condition Monitored Maintenance Programme for both on-wing and off-wing tasks. CAAT (ENG-02) was developed by the CAAT to provide guidance as to what should be contained in a Condition Monitored Maintenance Programme, a part of the Aircraft Maintenance Schedule.

By implication Auxiliary Power Units, being Turbine powered, are treated in a similar manner.

Engine Maintenance Programme is complicated and requires some expert control. On-wing health monitoring may include regular oil analysis (such as Spectrum Oil Analysis Programme), magnetic plug inspections and borescope inspection. Modules may have separate lives, generally hot sections being shorter than cold ones, with rotating parts have finite cyclic lives. Removed engines need agreed workscopes and good strip reports to remain in compliance with the Engine Maintenance Programme.

ii. Piston Engines

Piston engines work on a manufacturer's 'recommended' overhaul life. CAAT views this 'recommended' life as the life limit of the engines concerned. Some aircraft not used for commercial air transport may have the life of their engine extended beyond that recommended by the manufacturer. Please refer to CAAT Airworthiness Directive No. 36/2538R1 for CAAT requirement on piston engine overhaul periods of light aircraft.

	AIRCRAFT MAINTENANCE SCHEDULES AND PROGRAMMES	Date 15 September 2017
-----------------------------------------------------------------------------------	------------------------------------------------------	------------------------

g. Propeller Tasks

For maintenance requirements of variable pitch propellers installed on aircraft holding a Certificate of Airworthiness, refer to CAAT Airworthiness Directive No. 35/2538

4. Other Crucial Elements

a. Reliability Programmes

CAAT announcement requires that any Maintenance Programme based on MSG logic or containing Condition Monitoring tasks should contain a Reliability Programme. There is guidance in CAAT (ENG-02) on what constitutes a Reliability Programme. Typically, on a monthly basis an operator will review Technical Log entries, component failures (in particular - cause of failure), delays, Ground Incident Reports, Mandatory Occurrence Reports (MORs) and findings from task cards and look for trends or areas of deterioration that can be addressed by taking some kinds of preventative maintenance action.

Operators / Owners whose aircraft with MTWA do not exceed 2730 kg are exempted from this requirement. It has also been found that for fleets of six or fewer aircraft, insufficient data is produced to maintain an accurate programme and hence alternative procedures need to be established, whereby events rather than trends are monitored.

b. Annual Review

At least once in a year an owner or operator should meet and discuss with their contracted maintenance organisation and fleet technical management organisation on the performance of the aircraft over the preceding period of time. As already stated a good Maintenance Programme will make an aircraft more reliable, cheaper to run and more available.

c. Utilisation

The utilisation of an aircraft is inextricably linked to the effectiveness of a Maintenance Programme. When optimised for a certain utilisation, tasks will lose their effectiveness if the relationship between Flying Hours and Flight Cycles varies by a significant amount. The MRB will set task intervals to meet, what they have considered to be a 'typical' flight profile for their product. For example, an aircraft type might reasonably have been considered to have a profile of about seven Flying Hours to one Flight

Cycle. An operator then chose to use the aircraft on thirty-minute sectors. By using the original MRB derived data the operator would suffer failures due to the flight hour tasks not being done soon enough to protect the cyclic dependent parts and systems.

Operators are required to state their expected annual utilization in the Maintenance Schedule. Part of the annual review of effectiveness is to determine that this figure remains within plus or minus 25% of that figure. If the deviation is out of the 25% range, the responsible Operator should conduct a review of the Maintenance Schedule with the TCH to see if any amendment is required.


Quite often manufacturers will produce a 'low utilization' programme for operators doing very low hours, for example, one for executive jet operation. This can be a cost-effective solution for such an operator.

Finally, Supplemental Structural Inspection Programmes (SSIP) can have different inspection frequencies dependent on the type of operation. Details of these will be found in the introduction of the SSIP document itself.

d. Task Escalation

Following a period in operation it may be noticed that a particular inspection task is carried out routinely and no faults are ever detected. It is possible that the task frequency can be reduced, such that the task is carried out less frequently, provided that the inspection task is performed in accordance with the inspection standards required by the Maintenance Schedule. This gives an immediate cost saving with no loss of safety or reliability.

Task escalation is carried out on a grander scale by the manufacturers, as less frequent tasks mean lower maintenance costs for their product, which they perceive makes it more saleable. They achieve this by holding ISC meetings, where a group of operators and regulators meet with the manufacturer to review the results of scheduled inspections pooled by as many operators as they can get interested. This is basically a way of validating their original predictions for task requirements, which would have been understandably quite conservative.

	<p style="text-align: center;">AIRCRAFT MAINTENANCE SCHEDULES AND PROGRAMMES</p>	<p style="text-align: right;">Date 15 September 2017</p>
-----------------------------------------------------------------------------------	-----------------------------------------------------------------------------------------	----------------------------------------------------------

In order to escalate the tasks, they will revisit the failure rates that the type design requires to achieve, and apply operational experience to determine that they can still be met with less frequent inspections.

5. Applicability

An aircraft can only be maintained to one Maintenance Schedule at any time. More than one aircraft, however, can be maintained to the same Schedule, providing they all bear similarities which are covered by the entire Schedule. The introductory part of the Maintenance Schedule will therefore contain details of the aircraft to which it applies.

Moving an aircraft from one Schedule to another will require CAAT approval of amendment for each of the affected Schedules. In this case, the operator will need to consider the differences between the two Schedules and the need for a 'Bridging Check' to cater for such differences.

a. Registration

Aircraft maintained to any Maintenance Schedule are listed by registration in the document and in CAAT database. If a new aircraft is added, an amendment will be required to be submitted for CAAT approval highlighting the changes.


b. Mixed Age and Modification of Fleets

For a Maintenance Schedule with a number of aircraft of the same type on it, the varying ages and modification standards should be catered for, by highlighting effectivity of tasks that apply. For example, should two aircraft out of the fleet have an STC applied that does not feature on the others, then any task relevant to the STC should be included and clearly denoted in the Schedule that the two aircraft are applicable.

It follows that any aircraft being added to a Schedule is to be assessed by the operator for its modification standard and equipment fit to ensure the Schedule adequately addresses the needs of the individual aircraft build/change standard. Should any further task need to be added, an amendment should be submitted to address these needs.

c. Adding Aircraft to Maintenance Schedules

When adding an aircraft to a Maintenance Schedule, an amendment must be submitted to CAAT. As stated above, the commonality of the aircraft

	<p style="text-align: center;">AIRCRAFT MAINTENANCE SCHEDULES AND PROGRAMMES</p>	<p style="text-align: right;">Date 15 September 2017</p>
-----------------------------------------------------------------------------------	-----------------------------------------------------------------------------------------	----------------------------------------------------------

and the Schedule must be established, in terms of modification standard, equipment fit, structural life inspections etc.

d. Bridging Checks

A Bridging Check is a set of tasks required to transfer an aircraft from one Maintenance Schedule to another. Every operation is unique and hence an aircraft may have been maintained to the same tasks at a different frequency or to different maintenance standards in its previous operation. The Bridging Check is carried out to bring the tasks in-line with the new frequencies and standards to ensure standards are met and no task is overrun.

6. Other Considerations

a. Task Cards and Work Packaging

Task management will differ from Schedule to Schedule. In Light Aircraft, tasks are grouped by inspection frequency that is all the 50 hour repetitive tasks appear consecutively, followed by the 100 or 150 hour tasks. For the Maintenance Schedule of a large transport aircraft, the tasks will probably be grouped in ATA order. This means that consecutive tasks in the Schedule have different inspection frequencies.

In order to save costs, operators will want to have the minimum number of maintenance checks done on their aircraft. Hence, they will select items with the same or close frequency and 'package' them into workpacks to be done together.

Light Aircraft Maintenance system comes in a format whereby the tasks are laid out in a way that can be used as a set of worksheets. When a workpack is compiled, the tasks are usually broken down onto separate 'cards' which can be certified individually as the tasks are accomplished.

Traditionally, the Maintenance Schedule of a large transport aircraft would contain defined periods of A and B line checks and C and D base checks. The base maintenance tasks can be accomplished along with some of the lesser line tasks in order to make more efficient use of down time (overnight stops) and manpower. This requires complex packaging of tasks and imposes added responsibility on the operator to ensure repeat inspections are controlled properly.

b. Repairs

Since 1980, large transport aircraft have been designed with 'Damage Tolerant' structures. This means that the designers have calculated with the expected lifetime loads experienced by the aircraft, when significant structural parts will begin to fail from fatigue. In this way, they can determine suitable inspection frequencies and techniques to detect fatigue cracks long before the part fails.

During the aircraft life, an aircraft can suffer from accidental damage, requiring some repair work to the structure. In most cases, the repair will return the damaged part to its 'as was' standard, and routine inspections of that piece of structure will continue as before. In some cases, Damage Tolerance analysis of the repair will require an interim inspection of it before the regular inspection period falls due. This new inspection requirement is now part of the Maintenance Schedule which should be amended to include these inspection.

c. Regulatory Requirements

The CAAT requirements regarding scheduled maintenance are set out in AOCR, Ch 8 and CAAT announcement.


d. Special Operations (AWO, RVSM etc.)

Issues such as All-Weather Operations (AWO), Reduced Vertical Separation Minima (RVSM), etc are operational issues, not used by everyone. They do, however, have specific maintenance requirements in order to maintain their accuracy. As such, any of these maintenance requirements must be included in the Maintenance Schedule.


e. Task Variations

All maintenance must be carried out at, or before, the specified frequency. In some unforeseen circumstances, the task frequency, typically 10%, can be varied by the operator based on the privilege of 'Permitted Variations to Maintenance Periods' granted by CAAT, normally along with the Maintenance Schedule. Refer to Appendix E for sample of 'Permitted Variation to Maintenance Periods'.

Should the unforeseen circumstances dictate that the aircraft cannot meet its maintenance slot even with such a variation, the operator can apply to

	AIRCRAFT MAINTENANCE SCHEDULES AND PROGRAMMES	Date 15 September 2017
-----------------------------------------------------------------------------------	-----------------------------------------------	------------------------

CAAT for further variation. The application will need to be technically justified, with timescale supported by the TCH. If accepted, the extension will be approved as a one-off change.

	AIRCRAFT MAINTENANCE SCHEDULES AND PROGRAMMES	Date 15 September 2017
-----------------------------------------------------------------------------------	-----------------------------------------------	------------------------

Appendix A

MAINTENANCE SCHEDULE COMPLIANCE CHECKLIST

The purpose of the Maintenance Schedule Compliance Checklist is to assist owners / operators with a view to ensuring that Maintenance Schedules submitted to the CAAT for approval are standardized and include all items that are required by AOCR, CAAT announcement and also other additional CAAT required items. This checklist should be used when preparing a draft or re-issued Maintenance Schedule. When completed, it should be submitted with the draft or re-issued Maintenance Schedule. During routine amendment of Maintenance Schedule, the checklist should be used as reference to ensure compliance with CAAT requirement. However, submission of the completed checklist is not required.

This document includes all the relevant information as detailed in AOCR and CAAT announcement, the format of which may be modified to suit the operator's preferred method. In all cases the checklist should clearly show either compliance (Yes) with location of the compliance in 'Notes' column or not applicable (N/A) with the reason(s) in 'Notes' column.

The checklist is provided to ensure the minimum required items are contained in the Maintenance Schedule. It should be enhanced as necessary to suit the aircraft's operational, utilization and environmental needs.

The specific tasks and the relevant control procedures shall be included in the Maintenance Schedule (MS) and General Maintenance Manual (GMM) of the operator respectively. The relevant cross-references shall be specified in the 'Notes' column at the appropriate paragraphs. The following information should be provided at the front of the checklist.

1. AOC Number
2. Owner's / Operator's Name
3. Owner's / Operator's MS reference and amendment status
4. CAAT approved MS reference (if granted)
5. MME and amendment status

MAINTENANCE SCHEDULE COMPLIANCE CHECKLIST

Details of the Maintenance Schedule:

1. General requirements			Compliance		Notes	For CAAT Verification/Remark
			Yes	N/A		
1.1	Maintenance programme basic information: -					
	1.1.1	The type/ model/ and registration number of the aircraft				
		The type/model of the engines				
		The type/ model of the propellers, where applicable				
		The type/model of the auxiliary power units, where applicable				
	1.1.2	The name and address of the owner, operator, maintenance organization or fleet technical management organization managing the aircraft airworthiness				
	1.1.3	The programme reference, the date of issue and issue number				
	1.1.4	A signed statement. (The end of this checklist)				
	1.1.5	Contents list				
		List of effective pages				
		Revision status of the document				
	1.1.6	Check periods for anticipated utilization; include an utilization tolerance of plus or minus 25% . <i>Where utilization cannot be anticipated, calendar time limits should also be included</i>				
	1.1.7	Procedures for escalation where applicable and acceptable to the CAAT				
	1.1.8	Pre-flight maintenance tasks				
	1.1.9	The tasks and the periods (intervals / frequencies) at which inspections should be carried out, including type and degree of inspection of the following, together with the associated systems and installations:				
		a. Aircraft				
		b. Engine(s)				
		c. APU				
		d. Propeller(s)				
		e. Components				
		f. Accessories				
		g. Equipment				
		h. Instruments				
		i. Electrical and radio apparatus				

	1.1.10	The periods at which components should be:				
		a. Checked				
		b. Cleaned				
		c. Lubricated				
		d. Replenished				
		e. Adjusted				
		f. Tested				
	1.1.11	Details of ageing aircraft system requirements with any specified Sampling Programmes, if applicable				
	1.1.12	Details of specific Structural Maintenance Programmes issued by TCH, if applicable, including but not limited to:				
		a. Damage Tolerance and Supplemental Structural Inspection Programmes (SSID)				
		b. Maintenance requirement resulting from Service Bulletin review performed by the TCH				
		c. Corrosion prevention and control				
		d. Repair Assessment				
		e. Widespread Fatigue Damage				
	1.1.13a	Details of CDCCLs				
	1.1.13b	Details of EWIS items				
	1.1.14	Statement of the limit of validity for the Structural Maintenance Programme in 1.1.12, if applicable, in terms of flight cycles / flying hours / calendar time				
	1.1.15	The periods at which overhauls should be made				
		The periods at which replacements should be made				
	1.1.16	A cross- reference to other documents related to:				
		a. Mandatory life limitations				
		b. Certification Maintenance Requirements (CMR's), if applicable				
		c. Airworthiness Directives (AD)				
		d. Specific identification of the above items mandatory status				
	1.1.17	Reliability Programme				
	1.1.18	A statement that practices and procedures should be the standards specified by the TCH's maintenance instructions				
	1.1.19	The definition of each inspection type should be provided in a section				
2. Schedule basis.			Compliance	Notes	For	CAAT

		Yes	N/A		Verification/Remark
2.1	Is the Maintenance Schedule based upon the MRB report, the TCH's Maintenance Planning Document or Chapter 5 of the Maintenance Manual?				
2.2	For newly type-certificated aircraft / comprehensively appraise the manufacturer's recommendations (MRB report) and other applicable continuing airworthiness information				
2.3	For existing aircraft types, comparisons with Maintenance programme previously approved				
2.4	ALLs, CMRs, and CDCCLs, etc				
3. Amendments.		Compliance		Notes	For CAAT Verification/Remark
		Yes	N/A		
3.1	Amendments (revisions) to reflect changes:				
	a. In the TCH's recommendations				
	b. Introduced by modifications				
	c. Introduced by repairs				
	d. Discovered by service experience				
	e. As required by CAAT				
4. Permitted variations to maintenance periods (see CAAT announcement)		Compliance		Notes	For CAAT Verification/Remark
		Yes	N/A		
4.1	Vary the periods through a procedure approved by the CAAT?				
4.2	Vary the periods with the approval of CAAT (See CAAT announcement)				
5. Periodic review of maintenance schedule contents.		Compliance		Notes	For CAAT Verification/Remark
		Yes	N/A		
5.1	Periodic review to ensure that the Maintenance Schedule reflects current:				
	a. TCH's recommendations				
	b. Revisions to the MRB report if applicable				
	c. Mandatory requirements				
	d. Maintenance needs of the aircraft				
5.2	Annual review defined				
6. CAAT required items		Compliance		Notes	For CAAT Verification/Remark
		Yes	N/A		
6.1	Details of who may issue a CRS				
6.2	Define which inspections/checks are considered to be base maintenance				
6.3	Maintenance Requirements, in the absence of manufacturer's recommendations. (See CAAT ENG-01 Appendix D)				
6.3.1	Aircraft battery capacity check / deep cycle				

6.3.2	Emergency equipment				
6.3.3	Emergency escape provisions:				
	a. Portable valise type life-rafts				
	b. Door & escape chutes / slides				
	c. Emergency exits / hatches				
6.3.4	Flexible hoses				
6.3.5	Fuel / oil system contamination checks				
6.3.6	Pressure vessels				
6.3.7	Seat belts and harnesses				
6.3.8	CAAT Airworthiness Requirement - applicability				
6.3.9	Vital points and control systems				
6.3.10	Maintenance applicable to special operational approvals, if applicable:				
	AWO				
	RVSM				
	ETOPS				
	MNPS				
	Transport of dangerous goods				
	Other (Specify)				
6.3.11	Customer furnished equipment				
6.3.12	Engine & APU condition monitored maintenance				
6.3.13	Mandatory requirements as listed in CAAT Airworthiness Directive				
6.3.14	Flight recorder systems (FDR, CVR) CVR)				
6.3.15	Mode "S" transponder ICAO 24- bit aircraft addresses				
6.3.16	In-flight entertainment systems				

For AOC

Completed by: (Name)
 (Position)

Sign and Date:

For CAAT Staff

Accepted by CAAT (AIR Inspector Sign)
 AIR Inspectors name

Date of Acceptance

Appendix B

Standard Clauses for Insertion in Maintenance Schedule Introductory Pages

The purpose of this Standard Maintenance Practice is to ensure that the introductory pages of Maintenance Schedules are reasonably consistent and, where applicable, include the following items. Minor variation in the wording is acceptable providing that the intention remains clear.

1. Annual Utilization and Maintenance Review

In the preparation of this Maintenance Schedule (provide reference) to meet the requirements of the AOCR and CAAT announcement, the recommendations made by the manufacturers have been evaluated and, where appropriate, have been incorporated. It is agreed that it is a duty of the Operator or his contracted Maintenance Organization or Fleet Technical Management Organization that subsequent maintenance recommendations, including airworthiness information promulgated in Maintenance Review Board Report, Maintenance Planning Document, Service Bulletins, and Service Letters, etc., issued by the manufacturers, should be evaluated and, where appropriate, should be incorporated in this Schedule by approved amendment procedures.


The periods/frequencies of the maintenance tasks in this Schedule are generally based on an anticipated annual utilization of flying hours and large variations in the annual utilization of individual aircraft could invalidate the effectiveness of certain tasks. If the annual utilization varies by more than 25% from that anticipated, the Operator accepts that it, or its contracted maintenance organization, must review the maintenance tasks and periods with a view to making any necessary adjustments.

In addition to variations in utilization, the data contained in this Schedule will be reviewed at least annually by the Operator, or its contracted Maintenance Organization, to ensure that the detailed requirements continue to be valid in the light of operating experience.

2. Maintenance Schedule Applicability

This Maintenance Schedule is applicable only to the following aircraft:

Registration	Type	Serial No.

	AIRCRAFT MAINTENANCE SCHEDULES AND PROGRAMMES	Date 15 September 2017
-----------------------------------------------------------------------------------	------------------------------------------------------	------------------------

NOTE: Any changes in aircraft applicability must have prior approval by the CAAT.

3. Flying Times

All periods in this Schedule quoted in 'flying hours' are to be calculated and recorded on a 'Take-Off to Touch-Down' basis.

4. Certification of Maintenance

Attention is drawn to the necessity of ensuring that the appropriate certification of maintenance is completed. The requirements are specified in the CAAT Approval Document and Endorsements relating to this Schedule.

5. Permitted Variations to Maintenance Periods

The periods prescribed by this Schedule may be varied subject to the conditions and limits contained in Permitted Variations to Maintenance Periods (See Appendix E).

6. Airworthiness Directives and Manufacturer's Service Information

Chapter 8 of Air Operator's Certificates Requirements (AOCR) requires the operator to assess airworthiness directive and manufacturer technical information. Airworthiness Directives (or documents of comparable intent) are issued by the Authority responsible for the type design of the aircraft/ engine concerned whereas and manufacturer technical information is in the form of Service Bulletins, Letters, Information Leaflets, etc. resulting from in-service experience.

Compliance with the mandatory requirements of the Authority responsible for the type design of the aircraft/engine must be achieved unless this requirement is varied by the CAAT.


Continuing Airworthiness and other Service Information must be continuously evaluated by the Operator or the contracted Maintenance Organization or Fleet Technical Management Organization and, where necessary, appropriate action must be taken to amend the Maintenance Schedule.

7. Fatigue Lives and Airworthiness Limitations Items

Structural 'fatigue' lives and Airworthiness Limitations Items published by manufacturers are classified by CAAT as mandatory for aircraft on the Thai register.

8. Maintenance Practices and Procedures

The practices and procedures necessary to accomplish the requirements of this Schedule, or work resulting from its application, should be, as a minimum, to the standards recommended in:

	<p style="text-align: center;">AIRCRAFT MAINTENANCE SCHEDULES AND PROGRAMMES</p>	<p style="text-align: right;">Date 15 September 2017</p>
-----------------------------------------------------------------------------------	-----------------------------------------------------------------------------------------	----------------------------------------------------------

- a. relevant Maintenance, Overhaul and Repair Manuals and where applicable
- b. UKCAA CAP 562 Civil Aircraft Airworthiness Information and Procedures.

9. Area or Zonal Inspection

Where the term 'ZONAL' is used in this Schedule, this is to be interpreted to mean that a general visual inspection is made for the general condition of the structure, systems and components in the specified zone or area. The inspection must be of sufficient depth to establish that any significant deterioration is identified and rectified to ensure that the general quality/condition of the zone/area is satisfactory until the next higher inspection becomes due.

10. Inspection Standards

Unless otherwise stated, all inspection requirements are to be applied without removing an item from the aircraft or dismantling the item, group or sub-assembly unless dismantling is considered essential in order to ensure airworthiness. Where dismantling is required by this Schedule, this is stated against the item concerned.

All significant terms and abbreviations used within this Schedule are defined in accordance with the Type Certificate Holder's definitions, or, in the absence of formal definition, those quoted in World Airlines Technical Operations Glossary.

The inspection standards applied to individual task inspections must meet the requirements of the Type Certificate Holder's recommended standards and practices. In the absence of specific manufacturers' guidance, refer to UKCAA CAP 562 (Civil Aircraft Airworthiness Information and Procedures) or other approved data, as appropriate.

11. Condition Monitored Maintenance/Reliability Programme


The method of data collection, analysis, corrective actions and reporting specified for the implementation of this Approved Maintenance Schedule is prescribed in the current Reliability Programme Ref. XXXX, which constitutes part of the Schedule.

12. Maintenance Requirements

The introductory page should state that in the absence of manufacturer's recommendations, the maintenance requirements stipulated in Appendix D and listed below should be adhered to by operators.

- a. Aircraft battery capacity checks
- b. Emergency equipment
- c. Emergency escape provisions (as applicable)

- d. Flexible hoses
- e. Fuel/oil system contamination checks
- f. Pressure vessels
- g. Seat belts and harnesses
- h. CAAT Airworthiness Notices
- i. Vital points and control systems
- j. Maintenance applicable to specific aircraft operations
- k. Customer furnished equipment
- l. Engine and APU maintenance programme
- m. Mandatory requirements – Airworthiness directives and manufacturer’s service information
- n. Flight recorder systems
- o. Mode “S” transponder ICAO 24-bit aircraft addresses
- p. In-flight entertainment systems

	<p style="text-align: center;">AIRCRAFT MAINTENANCE SCHEDULES AND PROGRAMMES</p>	<p style="text-align: right;">Date 15 September 2017</p>
-----------------------------------------------------------------------------------	----------------------------------------------------------------------------------	----------------------------------------------------------

Appendix C

OPERATOR'S CERTIFICATION STATEMENT

In the preparation of this Maintenance Schedule to meet the requirements of AOCR and CAAT announcement, the recommendations made by the aircraft, engine and equipment manufacturers have been evaluated and, where appropriate, have been incorporated.

This Maintenance Schedule lists the tasks and identifies the practices and procedures, which form the basis for the scheduled maintenance of the aircraft. The operator undertakes to ensure that these aircraft will continue to be maintained in accordance with this Schedule.

The data contained in this Schedule will be reviewed for continued validity at least annually in the light of operating experience.

It is accepted that this Schedule does not prevent the necessity for complying with any new or amended regulations or requirements published by CAAT from time to time where these new or amended regulations may override elements of this Schedule.

It is understood that compliance with this Schedule alone does not discharge the operator from ensuring that the Schedule reflects the maintenance needs of the aircraft, such that continuing safe operation can be assured. It is further understood that CAAT reserves the right to suspend, vary or cancel approval of the Maintenance Schedule if the CAAT has evidence that the requirements of the Maintenance Schedule are not being followed or that the required standards of airworthiness are not being maintained.


Name Position.....

Signed

For and on behalf of operator:.....

Date:

NOTE: The post holder identified above is either the Accountable Manager or Quality Manager of the operator or when the aircraft's continuing airworthiness management is contracted to an approved organization, the Accountable Manager or Quality Manager of such organization.

	<p style="text-align: center;">AIRCRAFT MAINTENANCE SCHEDULES AND PROGRAMMES</p>	<p style="text-align: right;">Date 15 September 2017</p>
-----------------------------------------------------------------------------------	----------------------------------------------------------------------------------	----------------------------------------------------------

Appendix D

CAAT MAINTENANCE REQUIREMENTS

1. AIRCRAFT BATTERY CAPACITY CHECKS

Aircraft batteries shall be maintained in accordance with the manufacturer's recommendations. In the absence of any manufacturer's instructions the following periods apply:

- a. Lead acid Battery – not exceeding 3 months.
- b. Ni-Cad Battery – not exceeding 4 months.

2. EMERGENCY EQUIPMENT

The required Emergency Equipment will be maintained to a schedule based on the equipment manufacturer's recommendations. In addition, the following requirements are complied with in the Maintenance Schedule:

Emergency equipment is to be checked for correct complement, stowage, installation and expiry date(s) at suitable periods.

First Aid Kit(s) contents are checked at periods not exceeding 12 months.

3. EMERGENCY ESCAPE PROVISIONS (as applicable)

- a. Portable Valise Type Life rafts

At the appropriate Overhaul Period, 10% of all life rafts installed in fleets will be test inflated using system bottle and release mechanisms.

- b. Door and Escape Chutes/Slides

A schedule of release and inflation tests will be carried out. (Overhaul in accordance with OEM intervals and not exceed 36 months. A slide deployment sampling programme at least 10 or 10%, whichever is the greater, of all the exits in the fleet, will have been deployed within an elapsed period of not more than two years.

- c. Emergency Exits/Hatches

All emergency exits and hatches are functioned by both internal and external means at periods specified in this Maintenance Schedule. In the absence of manufacturer's specific recommendations, these should occur at suitable periods not exceeding six months elapsed time.

4. FLEXIBLE HOSES

Flexible hoses shall be inspected, overhauled or life limited in accordance with the manufacturer's recommendations.

In the absence of manufacturer's recommendations, hoses shall be subject to a schedule of pressure testing at periods not exceeding six years from installation and three yearly thereafter, or in accordance with an alternative schedule as agreed by the CAAT.

5. FUEL/OIL SYSTEM CONTAMINATION CHECKS

Consumable fluids, gases etc. uplifted prior to flight will be of the correct specification, free from contamination, and correctly recorded.

Fuel system water drain checks are to be carried out in accordance with operator's General Maintenance Management Manual.

The procedures shall be in accordance with the manufacturer's recommendations. In the absence of manufacturer's recommendations, the frequency of the water drain checks shall be approved by the CAAT.

6. PRESSURE VESSELS

Oxygen/Nitrogen pressure vessels are to be overhauled or tested in accordance with manufacturer's recommendations. In the absence of any such recommendations the periods specified in British Standard Institute Standard (BSI) BS5430-2 should be followed.

7. SEAT BELTS AND HARNESSSES

In the absence of manufacturer's recommendations, all installed seat belts and harnesses shall be subject to a schedule of Detailed Visual Inspection at periods not exceeding six months.

8. CAAT AIRWORTHINESS REQUIREMENTS

CAAT Airworthiness Requirements detail additional maintenance requirements. Procedures are in place to assess all Airworthiness Requirements on a continuing basis for applicability to aircraft maintained to this Maintenance Schedule. Where necessary, relevant maintenance tasks should be included in the Maintenance Schedule.

9. VITAL POINTS AND CONTROL SYSTEMS

Whenever inspections are made or work is undertaken on vital points, flying or engine control systems, a detailed investigation must be made on completion of the task to ensure that all tools, rags or any other loose articles which could impede the free movement and safe operation of the system(s) have been removed and that the system(s) and installation in the aircraft zone are clean and unobstructed.

If, as a result of the application of tasks associated with the schedule, any part of either the main or any associated system is dismantled, isolated, adjusted, repaired or renewed, that part of the system(s) which has been disturbed shall be subjected to a duplicate inspection, with free movement, range, direction and tension checks.

10. MAINTENANCE APPLICABLE TO SPECIFIC AIRCRAFT OPERATIONS

The Maintenance Schedule contains the necessary tasks required to ensure continued compliance with additional specific authorisations/approvals:

- a. Automatic Approach and Automatic Landing CAT II/CAT III
- b. Minimum Navigation Performance Specifications (MNPS)
- c. Reduced Vertical Separation Minima (RVSM)
- d. Extended Range Twin Operations (ETOPS)
- e. Others (Specify)

11. CUSTOMER OR BUYER FURNISHED EQUIPMENT

The Maintenance Schedule contains the necessary tasks required to ensure continued airworthiness of customer or buyer furnished equipment fitted to the aircraft.


12. ENGINE AND APU MAINTENANCE PROGRAMME

For engines and APUs which are controlled by a Reliability Centered Maintenance or Condition Monitored Maintenance Programme, compliance with CAAT (ENG-02).

Note: For engines and APUs controlled by a fixed Hot Section Inspection and Overhaul Life, no entry is required.

13. MANDATORY REQUIREMENTS – AIRWORTHINESS DIRECTIVES AND MANUFACTURER'S SERVICE INFORMATION

CAAT requires Operators to institute a system for the assessment of continuing airworthiness information. An Airworthiness Directive (AD) is a document issued or adopted by the Authority of the State of Registry of an aircraft which mandates the actions to be performed to restore an acceptable level of safety to an aircraft when an unsafe condition has been identified.

	AIRCRAFT MAINTENANCE SCHEDULES AND PROGRAMMES	Date 15 September 2017
-----------------------------------------------------------------------------------	------------------------------------------------------	------------------------

The constructor/ manufacturer issues technical information in the form of Service Bulletins, Letters, Information Leaflets, etc. resulting from in- service experience. Compliance with the mandatory requirements of the Authority responsible for the type design of aircraft and equipment must be achieved unless the requirement is varied by the Director-General of Civil Aviation Authority of Thailand.

Continuing Airworthiness and other Service Information must be continuously evaluated by the Operator or the contracted Maintenance Organization or the Fleet Technical Management Organization and, where necessary, appropriate action must be taken to amend the Maintenance Schedule.

14. FLIGHT RECORDERS

The Maintenance Schedule should contain the necessary tasks required to ensure that flight recorders, which include flight data recorders and cockpit voice recorders, remain serviceable with regard to the parameters to be recorded and the duration of recording. In addition to the maintenance requirements stipulated by the aircraft and recorder manufacturers, the requirements of CAAT announcement (Operation of Aircraft, Commercial Air Transport - Airplane) shall be complied with.

15. MODE “S” TRANSPONDER ICAO 24-BIT AIRCRAFT ADDRESSES

The correct Mode S address should be periodically confirmed for each transponder installed on the aircraft, via a field test set at an appropriate maintenance opportunity (not to exceed a 2-year period). This task should be incorporated into the Maintenance Schedule.

16. IN-FLIGHT ENTERTAINMENT SYSTEMS (IFE)

IFE SYS and installations should be addressed and form part of the periodic schedule review. JAA TGL 17 provides detail guidance on the development of IFE scheduled maintenance tasks and solutions.

Appendix E

PERMITTED VARIATIONS TO MAINTENANCE PERIODS

1. Where the manufacturer has not prescribed tolerances or permitted variations in its maintenance schedule recommendations then the permitted variations to maintenance periods described in sub-paragraphs 4 (a) to (e) shall apply. The Operator may vary the periods prescribed by this Schedule provided that such variations are within the limits of the subparagraphs
2. When the manufacturer has prescribed tolerances or permitted variations then these will apply. The details must be specified in this Schedule. The Operator may vary the periods prescribed by this Schedule provided that such variations are within the manufacturer's permitted tolerances or permitted variations. Sub-paragraphs 4 (a) to (e) shall not apply to this type of variations.
3. Variations shall be permitted only when the periods prescribed by this Schedule (or documents in support of this Schedule) cannot be complied with due to circumstances which could not reasonably have been foreseen by the Operator.
4. The decision to vary any of the prescribed periods shall be made only by the Operator or its contracted organization for the management of Maintenance Schedule. Particulars of every variation so made shall be entered in the appropriate Log Book(s).

a. Items Controlled by Flying Hours

Period Involved	Maximum Variation of the Prescribed Period
i. 5000 flying hours or less	10%
ii. More than 5000 flying hours	500 flying hours

b. Items Controlled by Calendar Time

Period Involved	Maximum Variation of the Prescribed Period
i. 1 year or less	10% or 1 month, whichever is the lesser
ii. More than 1 year but not exceeding 3 years	10% or 2 months, whichever is the lesser
iii. More than 3 years	3 months

c. **Items Controlled by Landing/Cycles**

Period Involved	Maximum Variation of the Prescribed Period
i. 500 landings/cycles or less	10% or 25 landings/cycles, whichever is the lesser
ii. More than 500 landings/cycles	10% or 500 landings/cycles, whichever is the lesser

d. **Items Controlled by More Than One Limit.** For items controlled by more than one limit, e.g. items controlled by flying hours and calendar time or flying hours and landings/cycles, the more restrictive limit shall be applied.

NOTES:

- i. The variations permitted above do not apply to:-
 1. Those components for which an ultimate (scrap) or retirement life has been prescribed (e.g. primary structure of components with limited fatigue lives and high energy rotating parts or which containment is not provided). Details concerning all items of this nature are included in the Type Certificate Holder's documents or manuals.
 2. Those tasks included in the Maintenance Schedule, which have been classified as mandatory by the Type Certificate Holder or the CAAT.
 3. Certification Maintenance Requirements (CMR) unless specifically approved by the CAAT.
- ii. Air Navigation ACT, CAAT Airworthiness Directive and CAAT Requirements may override these conditions.

Appendix F



Civil Aviation Authority of Thailand
 333/105 Lak Si Plaza, Khamphaeng Phet 6 Rd.,
 Talad Bang Khen, Lak Si, Bangkok 10210, THAILAND

MAINTENANCE PROGRAM APPROVAL

Pursuant to the requirements for the time being in force, the Civil Aviation Authority of Thailand hereby approves, subject to the conditions hereto, the following Maintenance Program :

Operator :
Program Reference :
Aircraft Type :

Conditions :

1. All amendments/alterations to this Maintenance Program shall be approved by the CAAT.
2. It is the responsibility of Operator to ensure that recommendations made by the Aircraft or Equipment design holders are evaluated and, where appropriate, Operator must initiate Maintenance Program amendments.
3. It is the responsibility of Operator to ensure that compliance is accomplished with all appropriate mandatory requirements issued by the CAAT and by the state of design of the aircraft.
4. Insert this page in front ofAircraft Maintenance Programme.

.....
 COMPETENT OFFICIAL

Date of Issued :
 Form ENG A1 Rev.0 dated 20/06/16

Appendix G

	AIR - Airworthiness and Aircraft Engineering Department	แบบฟอร์มแก้ไขปรับปรุง แผนการบำรุงรักษา AO – Maintenance Programme Amendment Approval Submission
--	--------------------------------------------------------------------	------------------------------------------------------------------------------------------------------------------------

ชื่อบริษัท (Operators Name):	
ที่ตั้ง (Address)	
Aircraft Type :	Manufacturer:
Model :	
TC Holder Programme Ref:	Revision No: Issue Date:
Operators Programme Ref:	Revision No: Issue Date:

แบบฟอร์มสำหรับพิจารณาแก้ไขปรับปรุงแผนการบำรุงรักษาที่ได้รับพิจารณาแล้ว
(MAINTENANCE PROGRAMME AMENDMENT APPROVAL SUBMISSION)
The checklist should clearly show either compliance (Yes) & location of the compliance in the notes section or not applicable (N/A) & the reason in the notes section.

Amendments.	Compliance		NOTE
	YES	N/A	
Amendments (revisions) to reflect changes:			
a. In the TCH's new revision			
b. In the TCH's recommendations			
c. Introduced by modifications			
d. Introduced by repairs			
e. Discovered by service experience			
f. As required by Thai DCA			
g. As required by Operator			
h. The other reason			

Example: Highlight of Revision

Item	Action to be taken	Justification	Remarks
1. Introduction page A	Replace with new page dated	Introduction of Aircraft Registration HS-XXX	Refer to Summary of Change Page ..

I hereby declare that the particulars set out in this report are complete and true in every respect.

.....
(Date of submit)

.....
(Authorized Signature)

For CAAT Staff

Format accepted by CAAT..... (AW Inspectors Name)

Date of Acceptance.....